

## FABRIC

65% polyester 35% cotton, 185gsm

## FEATURES/STYLE & FIT

Classic fit

Superwash® 60 fabric

1x1 rib flat knit collar and cuffs

Three button interlined slanted top placket

Half moon back yoke

Side vents

Self fabric back neck and inner collar binding

Taped shoulder seams

Double topstitched armholes and shoulder seams

Double topstitching around cuffs



















Twin needle hem

Spare button attached to care label

Woven back neck label



## COLOURS

 APPLE GREEN PANTONE 7479 C C:55 M:0 Y:50 K:0	 BLACK PANTONE BLACK C C:0 M:0 Y:0 K:100	 CHARCOAL PANTONE COOL GREY 11 C C:0 M:2 Y:0 K:68	 DARK PURPLE PANTONE 519 C C:67 M:100 Y:30 K:10	 GRAPHITE PANTONE 446C C:21 M:0 Y:23 K:75	 HEATHER GREY PANTONE COOL GREY 8 C C:0 M:1 Y:0 K:43	 JADE PANTONE 321 C C:100 M:0 Y:33 K:35	 LIGHT BLUE PANTONE 202 C C:49 M:11 Y:0 K:0	 LIME PANTONE 382C C:29 M:0 Y:100 K:0
 MAGENTA PANTONE 242 C C:10 M:100 Y:0 K:49	 NAVY PANTONE 2767 C C:100 M:78 Y:0 K:54	 PINK PANTONE 210 C C:0 M:39 Y:6 K:0	 PURPLE PANTONE 5275 C C:60 M:47 Y:0 K:30	 RASPBERRY PANTONE 214 C C:0 M:100 Y:34 K:8	 RED PANTONE 200 C C:0 M:100 Y:63 K:12	 ROYAL PANTONE 661 C C:100 M:69 Y:0 K:9	 TURQUOISE PANTONE 639 C C:100 M:0 Y:5 K:5	 WHITE PANTONE 7541 C C:0 M:0 Y:0 K:0

\*These colour references are provided for replication of Kustom Kit® colours in printed materials and online only. Whilst these represent the closest possible pantone match, they should not be used as a direct comparison to actual garment colours.

## WASHCARE

Maximum washing temperature 60°C

Mild process

Do not bleach

Tumble dry; maximum temperature 80°C

Iron at max temperature of 150°C

Do not dry clean

## COUNTRY OF ORIGIN

Bangladesh

## COMMODITY CODE

6106 20 00 00

## SIZE MEASUREMENTS

Size	6	8	10	12	14	16	18	20	22	24
Chest to fit in inches	28	30	32	34	36	38	40	42	44	46
Actual chest in cm	86	92	98	102	106	112	116	122	128	134
Centre back length in cm	65	66	69	69	69	71	71	72	72	74
Sleeve length in cm (overarm inc. cuff)	8	9	9	9	10	10.5	11	11.5	12	13

Size 24 available in black, navy, raspberry and turquoise only.

## SIZE MEASUREMENTS

Size	6	8	10	12	14	16	18	20	22	24
PCS/PACKS*	5	5	5	5	5	5	5	5	5	5
PCS/CARTON	40	40	40	40	40	40	40	20	20	20

## CERTIFICATIONS



This factory is audited by Amfori BSCI.